



# **Inventec Besta Co., Ltd. Investor Conference**

**Inventec Besta Co., Ltd.  
Stock Code 8201**

**9/15/2023**

# Disclaimer

**The above statements that pertain to future projections constitute the expectations, opinions, outlooks, or predictions of our company and its affiliates based on information available at the time the statements were made. Such statements may be affected by known and unknown risks and inherent uncertainties, the existence or emergence of facts or factors that differ from the assumptions, suppositions, or judgments of the Company, or other factors. Consequently, there may be significant discrepancies between actual results pertaining to the Company's future earnings, management results, financial conditions, and other matters as explicitly or implicitly referred to in the statements and the content of such statements.**

**The presentation is run exclusively for the purpose of providing information and not for the purpose of soliciting investments or recommending the buying or selling of specific shares or products. Company makes no warranty concerning the accuracy or completeness of the information and will not be liable for any damages arising out of use of the Information thereof.**

---

# 2023 H1 FINANCIAL PERFORMANCE

# 2023 H1 Consolidated P&L

NT\$ Million	2023H1		2022H1	
	Amount	%	Amount	%
Sales Revenue	307	100%	350	100%
Gross Profit	40	13.1%	46	13.1%
Operating Expenses	87	28.3%	97	27.7%
Net Operating Income(Loss)	(47)	-15.6%	(51)	-14.6%
Profit (loss) from continuing before Tax	(38)	-12.4%	(40)	-11.4%
Profit (loss) for the Period	(38)	-12.4%	(40)	-11.4%
Earnings (loss) per share (dollars)	(0.62)		(0.65)	

# 2023 Q2 Consolidated P&L

NT\$ Million	2023 Q2		2022 Q2	
	Amount	%	Amount	%
Sales Revenue	155	100%	175	100%
Gross Profit	20	12.9%	25	14.3%
Operating Expense	42	27.1%	52	29.7%
Net Operating Income(Loss)	(22)	-14.2%	(27)	-15.4%
Profit (loss) from continuing before Tax	(17)	-11.0%	(21)	-12.0%
Profit (loss) for the Period	(17)	-11.0%	(21)	-12.0%
Earnings (loss) per share (dollars)	(0.27)		(0.34)	

# 2023 Q2/H1 Non-Operating Income and Expense

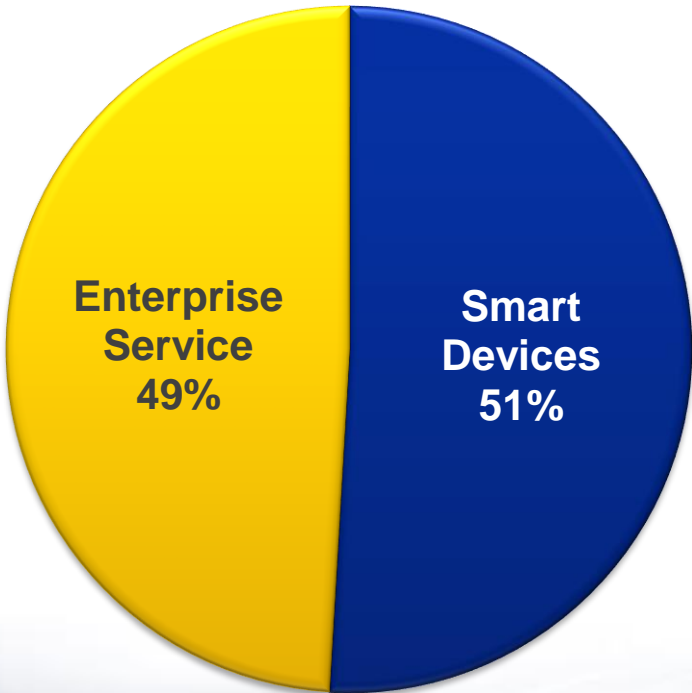
NT\$ Million	2023 Q2	2022 Q2	2023 H1	2022 H1
	Amount	Amount	Amount	Amount
Interest Income	2	1	3	1
Other Income	2	2	4	4
Gain on disposal of property, plant and equipment	0	0	0	0
Foreign Exchange Gain ( Loss )	1	3	2	6
Finance Cost	0	0	0	0
<b>Total Non-Operating Income and Expense</b>	<b>5</b>	<b>6</b>	<b>9</b>	<b>11</b>

# 2023 H1 Consolidated B/S

NT\$ Million	2023/6/30	2022/6/30
	Amount	Amount
Cash	309	402
Accounts Receivable	156	111
Inventories	62	58
Other Current Assets	85	104
Non-Current Assets	169	175
<b>Total Assets</b>	<b>781</b>	<b>850</b>
Current Liabilities	189	161
Non-Current Liabilities	41	59
<b>Total Liabilities</b>	<b>230</b>	<b>220</b>
<b>Total Equity</b>	<b>551</b>	<b>630</b>

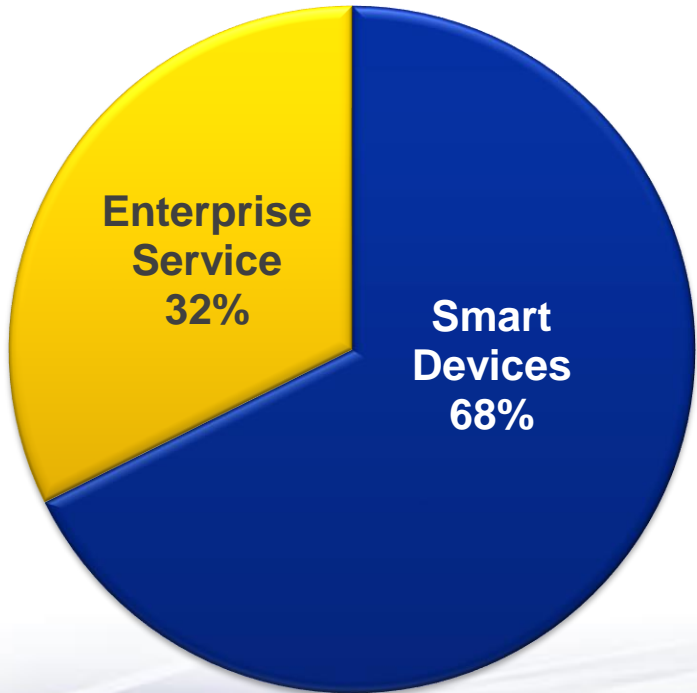
# Smart Devices (SDBG) vs Enterprise Service (ESBG)

2022



■ Smart Devices   ■ Enterprise Service

2023 H1



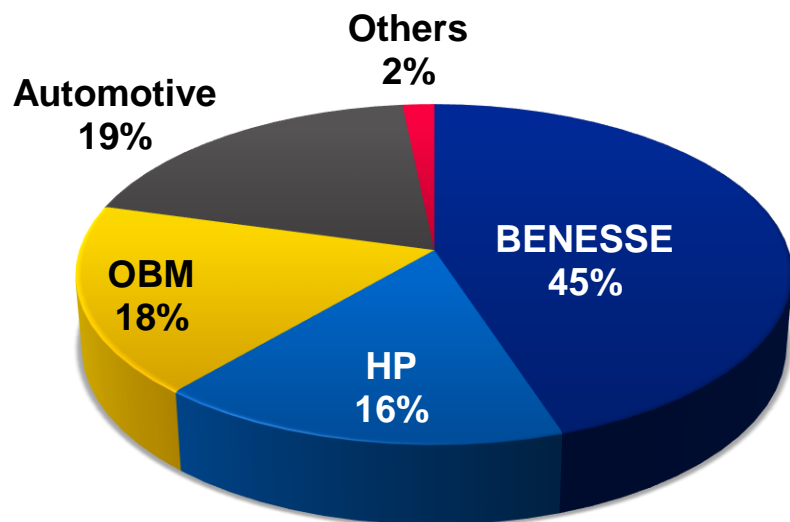
■ Smart Devices   ■ Enterprise Service



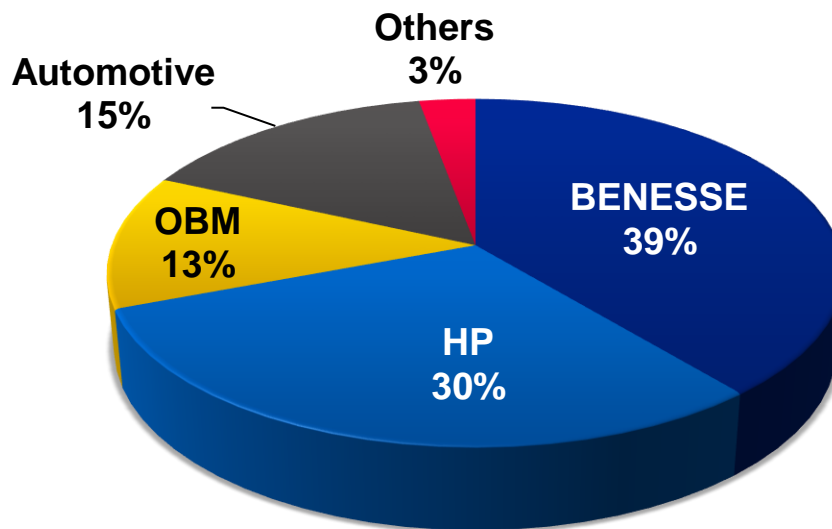
# Proportions of Products and Main Clients - SDBG

unit : million NTD

## 2022

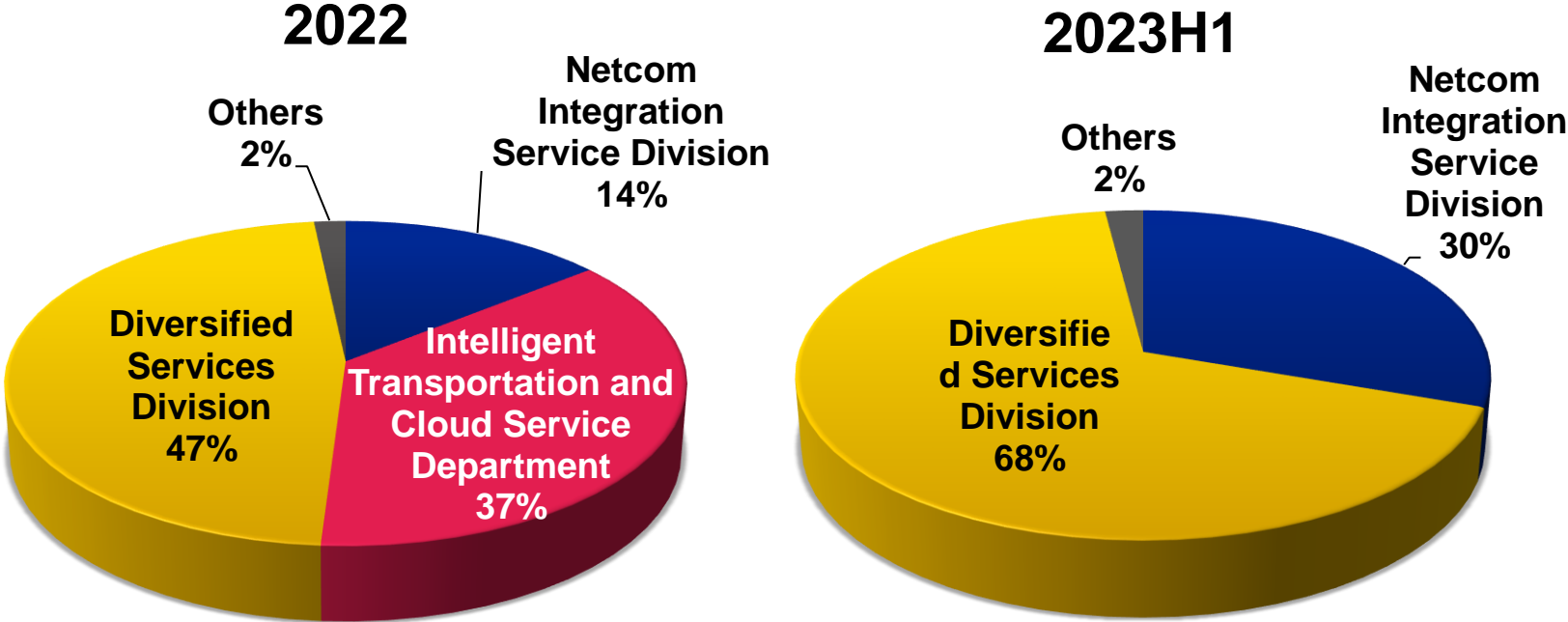


## 2023H1



# Proportions of Products and Main Clients - ESBG

unit : million NTD



# Strategy in future

- **Smart Devices (SDBG)**

- 1. Financial Calculators and Educational Smart Robots**

- Continuing OEM/ODM operations in collaboration with clients
- Researching and developing new products for both in-house and contract manufacturing
  - Upgrading to a 32-bit shared platform for calculators
  - Networking intelligent robots

- 2. Continue focus on Automotive Electronics**

- 1) Parking Sensors, entering the CAPA market
- 2) Camera (Side view, Rear View) development
- 3) RFID Handles

# Strategy in future

- **Enterprise Service (ESBG)**
  1. **Reseller :**
    - **Hardware : Dell whole series products and GPU server (Leadtek/Supermicro)**
    - **Software: Microsoft and WPS (Taiwanese company)**
  2. **System Integration/Light current engineering :**
    - **System Integration : Focus on AI 、Health Care and Bigdata related projects**
    - **Light current engineering : Deepen cooperation with Smart Transportation and Intelligent Surveillance partners**

A large, light gray world map composed of small dots, serving as a background for the central text.

# Thank you!

Questions and Answers

<http://www.besta.com.tw>

[investors@besta.com.tw](mailto:investors@besta.com.tw)